



Profitable Net Zero

- ✓ Proven
- ✓ Profitable
- ✓ Globally Scalable

Martin Kelly

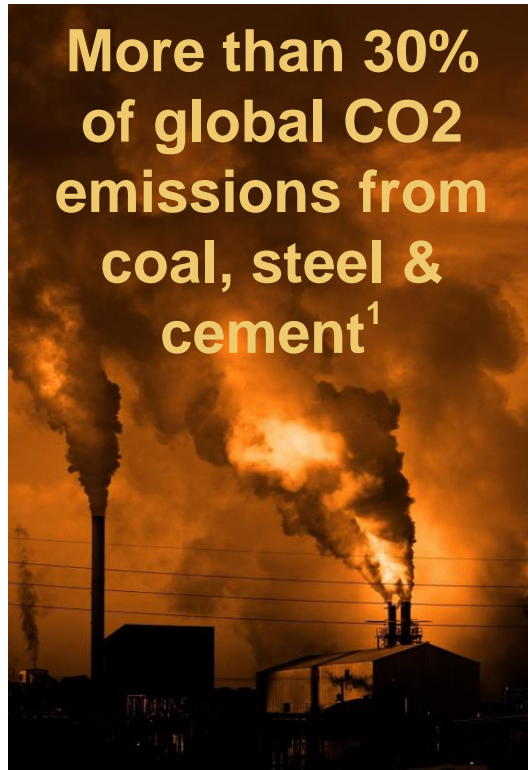
CEO and Founder

INNOVO Group of Companies

investor.relations@innovo-network.com



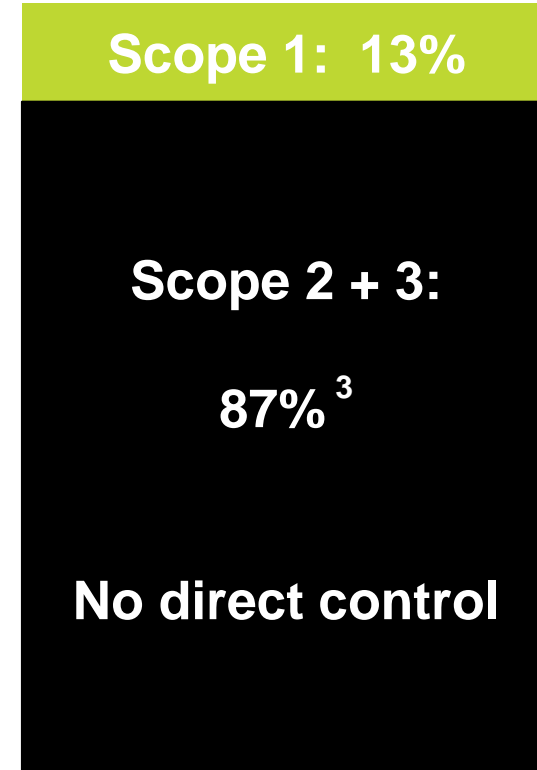
Three of the Biggest & Most Difficult Climate Challenges



**More than 30%
of global CO2
emissions from
coal, steel &
cement¹**



**20% of carbon
emissions from
natural gas²**



Scope 1: 13%

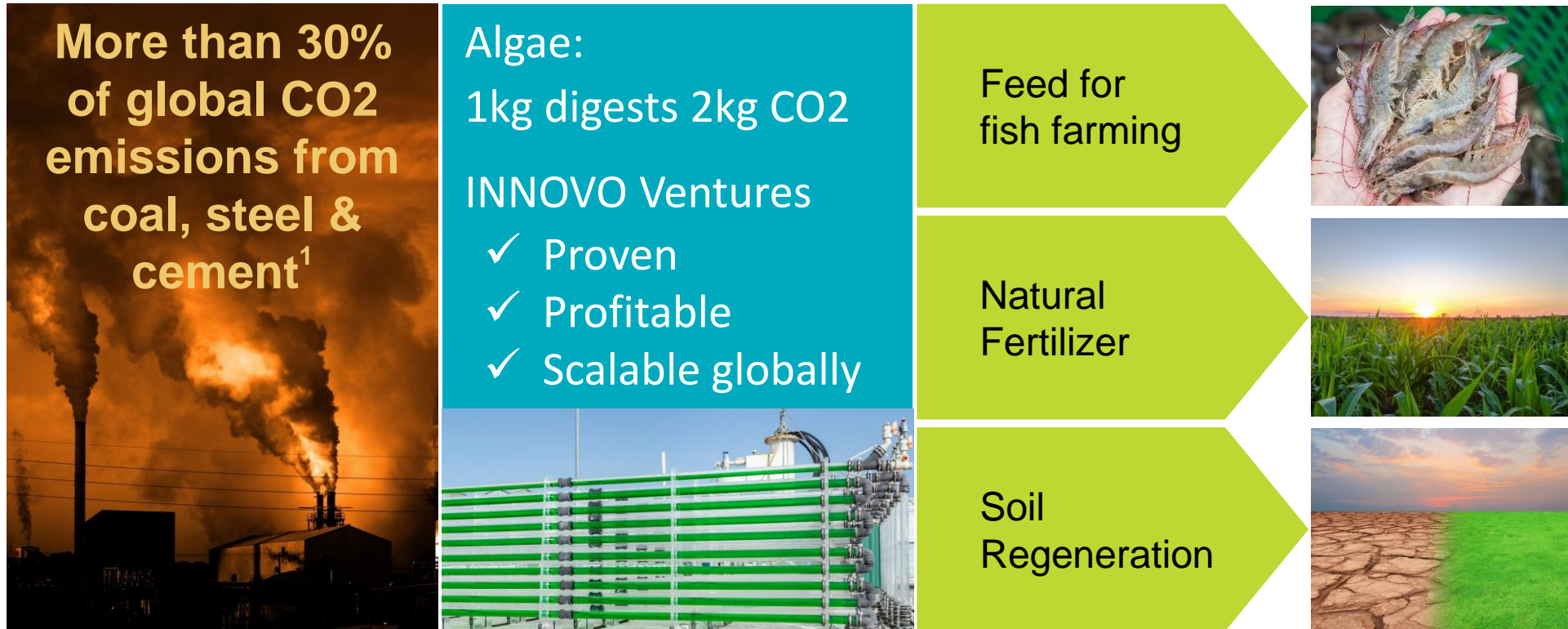
**Scope 2 + 3:
87%³**

No direct control

1. Sources: <https://www.iea.org/reports/global-energy-review-2021/co2-emissions> <https://www.globalefficiencyintel.com/new-blog/2021/global-steel-industrys-ghg-emissions> <https://www.globalefficiencyintel.com/new-blog/2021/global-cement-industry-ghg-emissions>
2. Source: <https://www.globalcarbonproject.org>
3. Source: Accenture analysis of 12 major European product and service categories - https://www.accenture.com/_acnmedia/PDF-164/Accenture-Europe-Research-Reaching-Net-Zero-by-2050.pdf



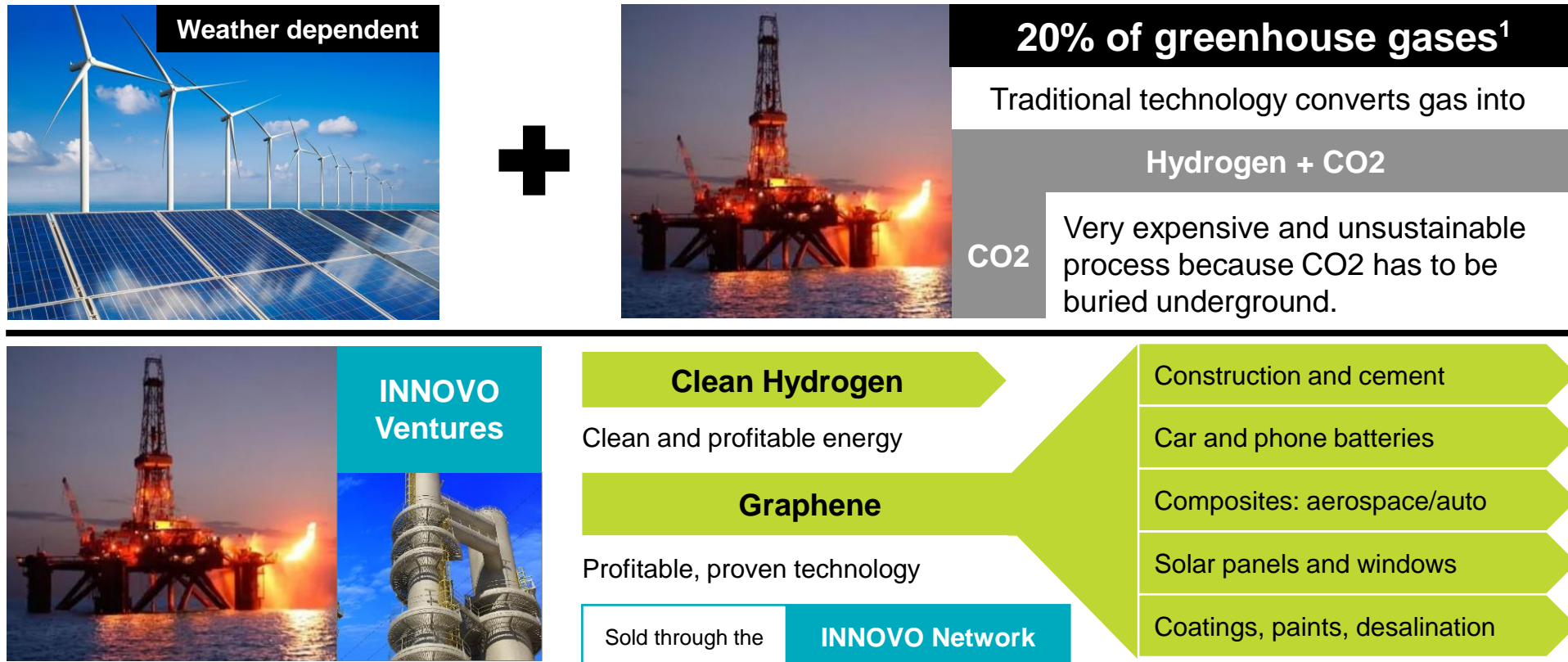
CO2 into fertilizers, fish food & soil regeneration



1. Sources: <https://www.iea.org/reports/global-energy-review-2021/co2-emissions> <https://www.globalefficiencyintel.com/new-blog/2021/global-steel-industrys-ghg-emissions> <https://www.globalefficiencyintel.com/new-blog/2021/global-cement-industry-ghg-emissions>



Global need for clean hydrogen and graphene



1. Source: <https://www.globalcarbonproject.org>



INNOVO and Graphene Applications



Charges in minutes



Faster charging & longer battery life



40% lower desalination costs



45% more efficient aircon units


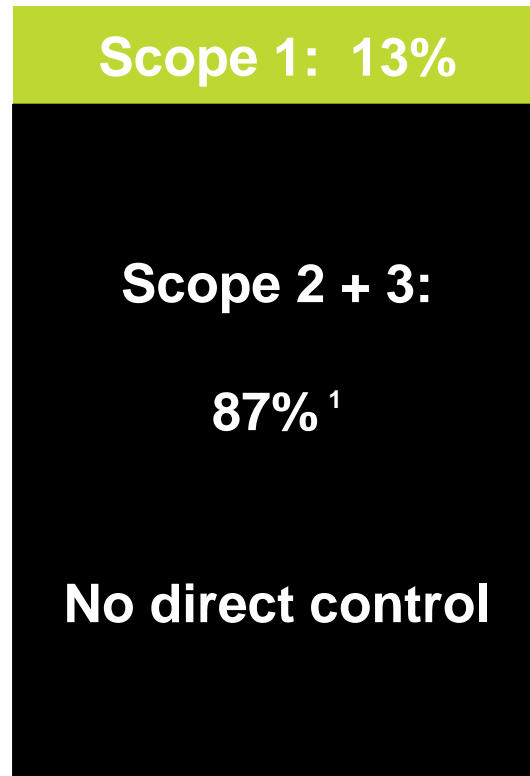


Graphene solar windows
50% more efficient than silicon



60% stronger cement



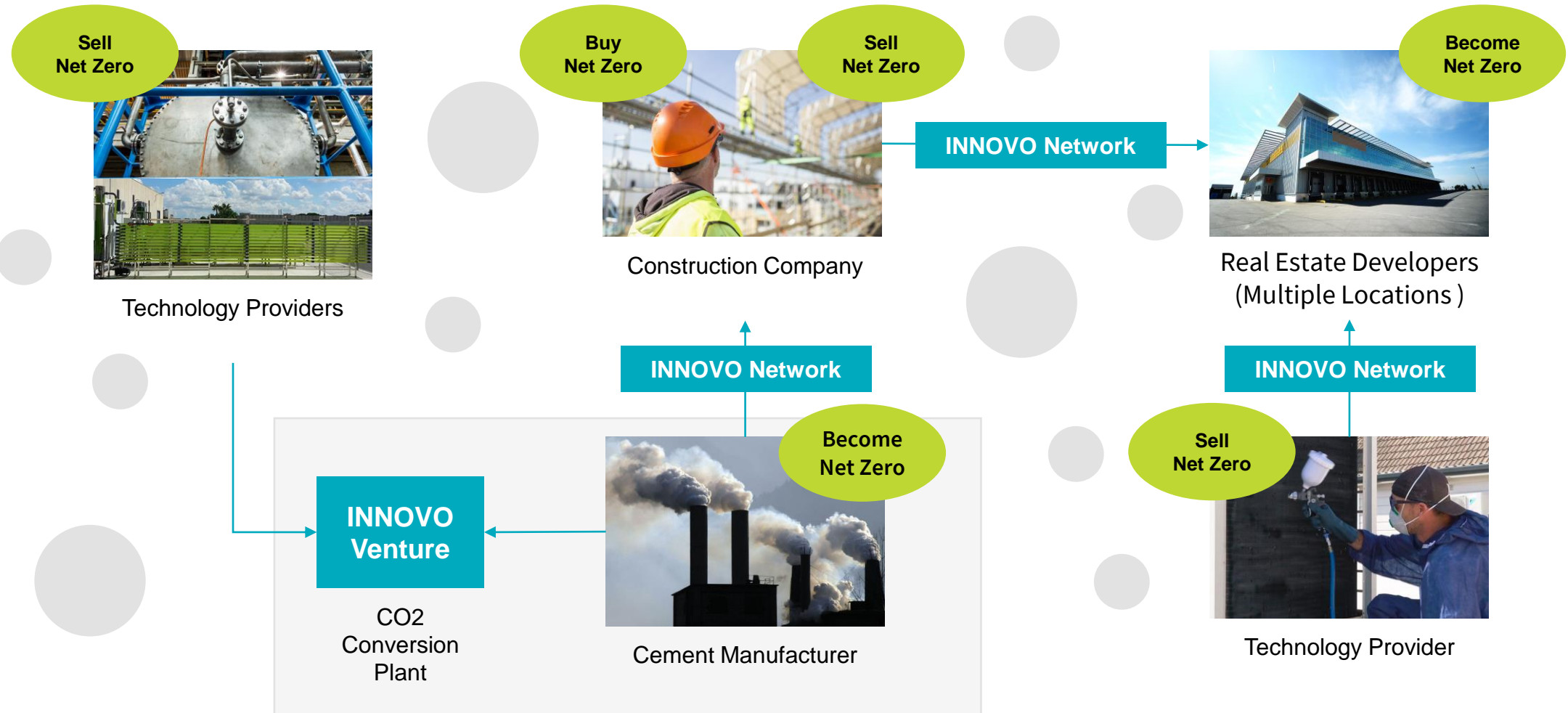


1. Source: Accenture analysis of 12 major European product and service categories - https://www.accenture.com/_acnmedia/PDF-164/Accenture-Europe-Research-Reaching-Net-Zero-by-2050.pdf



50+ Net Zero Technologies

Audited carbon reductions



Investment in INNOVO - Scenario 1

This scenario assumes moderate success in execution of the go-to-market strategy..

Key Growth Metrics & Results	2022	2023	2024	2025	2026
INNOVO Network members (year-end)	431	4,888	20,055	50,707	93,367
Average annual revenue per member (\$)	\$20,166	\$34.523	\$41,480	\$47,545	\$54,213
Net Zero Platform (units)	4	18	32	60	144
Capex (\$m)	(\$320)	(\$440)	(\$920)	(\$2,040)	(\$1,440)
Revenue (\$m)	\$30	\$573	\$2,017	\$4,956	\$11,001
Total expenses (\$m)	(\$33)	(\$574)	(\$1,806)	(\$3,913)	(\$7,656)
EBITDA (\$m)	(\$3)	(\$1)	\$211	\$1,044	\$3,345

1. These are initial estimates and are subject to change. While they have been prepared in good faith based on available information, INNOVO makes no representation, express or implied, as to their accuracy or completeness.





Algae + CO2
for fertilizer &
fish feed

INNOVO
Venture



Natural gas into
hydrogen &
graphene

INNOVO
Venture



Many profitable
net zero
technologies

Companies and
their Scope 2 & 3
partners

1. Sources: <https://www.iea.org/reports/global-energy-review-2021/co2-emissions> <https://www.globalefficiencyintel.com/new-blog/2021/global-steel-industrys-ghg-emissions> <https://www.globalefficiencyintel.com/new-blog/2021/global-cement-industry-ghg-emissions>
2. Source: <https://www.globalcarbonproject.org>
3. Source: Accenture analysis of 12 major European product and service categories - https://www.accenture.com/_acnmedia/PDF-164/Accenture-Europe-Research-Reaching-Net-Zero-by-2050.pdf

